

Valentine's Day Math





Activities for
PRESCHOOL



Name: _____

Missing Number








Fill in the missing number in the sequence.



Name: _____

What Comes Next?

Draw the shape that comes next to the pattern.



Name: _____

Big or Small?

Cut out and paste the hearts into the correct column.

| BIG | SMALL |
|------------|--------------|
| | |






| | | | |
|--|--|--|--|
| | | | |
| | | | |

Name: _____

Spot the Difference











Cross out (X) the object that is different.



Name: _____

Matching Shapes

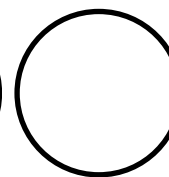



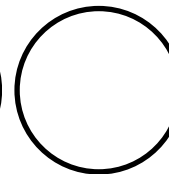








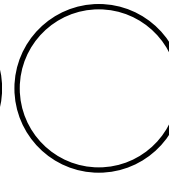



Color the shape that matches the shape in the first box.



Name: _____

Before and After

Write the numbers that come before and after the number in the middle.



Name: _____

Count and Match

Draw a line to match the number symbol with the correct number of objects.


8




3




7



5









6



Name: _____

Count and Color







Count the objects and color the correct number.

| | |
|---|---|
|  <p>4</p> <p>5</p> <p>6</p> |  <p>1</p> <p>2</p> <p>3</p> |
|  <p>3</p> <p>4</p> <p>5</p> |  <p>5</p> <p>6</p> <p>7</p> |
|  <p>8</p> <p>9</p> <p>10</p> |  <p>6</p> <p>7</p> <p>8</p> |

Name: _____

Tens Frames


Color the tens frames to match the number of objects.

| | | | | | | | | | | | | | | | | | |
|---|--|--|--|--|--|--|--|--|--|--|--|--|--|--|--|--|--|
|  <table border="1" data-bbox="540 478 782 940"><tbody><tr><td></td><td></td></tr><tr><td></td><td></td></tr><tr><td></td><td></td></tr><tr><td></td><td></td></tr></tbody></table> | | | | | | | | |  <table border="1" data-bbox="1268 478 1510 940"><tbody><tr><td></td><td></td></tr><tr><td></td><td></td></tr><tr><td></td><td></td></tr><tr><td></td><td></td></tr></tbody></table> | | | | | | | | |
| | | | | | | | | | | | | | | | | | |
| | | | | | | | | | | | | | | | | | |
| | | | | | | | | | | | | | | | | | |
| | | | | | | | | | | | | | | | | | |
| | | | | | | | | | | | | | | | | | |
| | | | | | | | | | | | | | | | | | |
| | | | | | | | | | | | | | | | | | |
| | | | | | | | | | | | | | | | | | |
|  <table border="1" data-bbox="540 997 782 1459"><tbody><tr><td></td><td></td></tr><tr><td></td><td></td></tr><tr><td></td><td></td></tr><tr><td></td><td></td></tr></tbody></table> | | | | | | | | |  <table border="1" data-bbox="1268 997 1510 1459"><tbody><tr><td></td><td></td></tr><tr><td></td><td></td></tr><tr><td></td><td></td></tr><tr><td></td><td></td></tr></tbody></table> | | | | | | | | |
| | | | | | | | | | | | | | | | | | |
| | | | | | | | | | | | | | | | | | |
| | | | | | | | | | | | | | | | | | |
| | | | | | | | | | | | | | | | | | |
| | | | | | | | | | | | | | | | | | |
| | | | | | | | | | | | | | | | | | |
| | | | | | | | | | | | | | | | | | |
| | | | | | | | | | | | | | | | | | |
|  <table border="1" data-bbox="540 1528 782 1990"><tbody><tr><td></td><td></td></tr><tr><td></td><td></td></tr><tr><td></td><td></td></tr><tr><td></td><td></td></tr></tbody></table> | | | | | | | | |  <table border="1" data-bbox="1260 1528 1502 1990"><tbody><tr><td></td><td></td></tr><tr><td></td><td></td></tr><tr><td></td><td></td></tr><tr><td></td><td></td></tr></tbody></table> | | | | | | | | |
| | | | | | | | | | | | | | | | | | |
| | | | | | | | | | | | | | | | | | |
| | | | | | | | | | | | | | | | | | |
| | | | | | | | | | | | | | | | | | |
| | | | | | | | | | | | | | | | | | |
| | | | | | | | | | | | | | | | | | |
| | | | | | | | | | | | | | | | | | |
| | | | | | | | | | | | | | | | | | |


Name: _____

Addition


Write the correct answer in the box.




+




=




+




=




+




=




+



=



+



















=

Name: _____

Subtraction





Write the correct answer in the box.

| | | | | |
|---|---|--|---|----------------------|
|  8 | - |  6 | = | <input type="text"/> |
|  7 | - |  7 | = | <input type="text"/> |
|  5 | - |  2 | = | <input type="text"/> |
|  9 | - |  5 | = | <input type="text"/> |
|  10 | - |  5 | = | <input type="text"/> |
|  3 | - |  2 | = | <input type="text"/> |
|  7 | - |  1 | = | <input type="text"/> |
|  8 | - |  4 | = | <input type="text"/> |

Name: _____

I Spy Heart






Count and write your answers in the chart below.



Name: _____

Count and Color

Color the hearts based on the given numbers

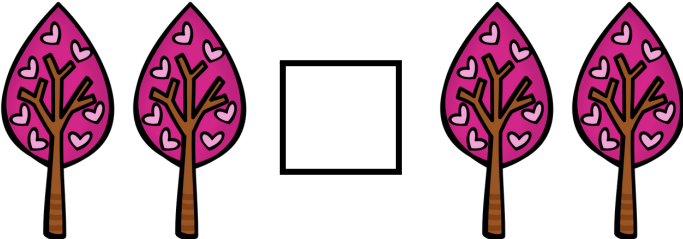
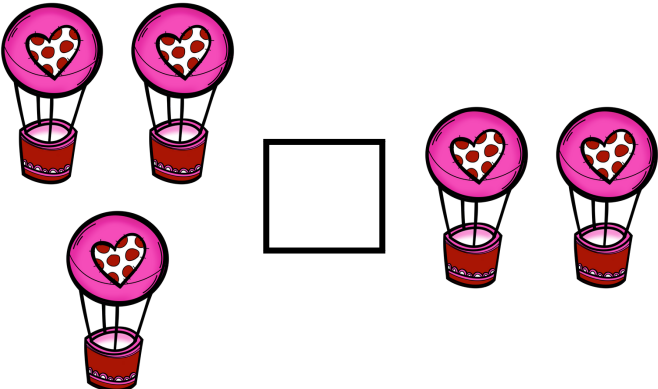

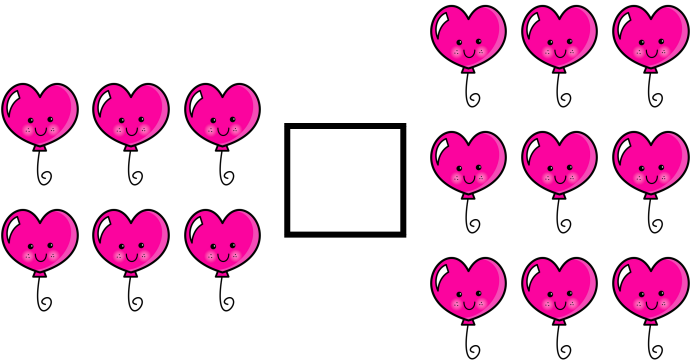
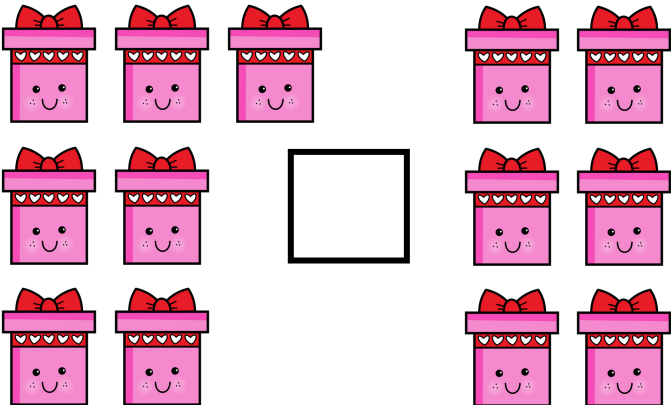

| | |
|----------|--|
| 6 |  |
| 4 |  |
| 7 |  |
| 5 |  |
| 3 |  |

Name: _____

Comparing Numbers

Draw a greater than, less than or equal symbol to complete the number statement.

< = >

| | |
|---|--|
|  |  |
|  |  |
|  |  |


Name: _____

Let's Measure!

Color and count the correct number of blocks to show how tall the food is.




The cake is _____ blocks tall.



The cupcake is _____ blocks tall.



The candy is _____ blocks tall.

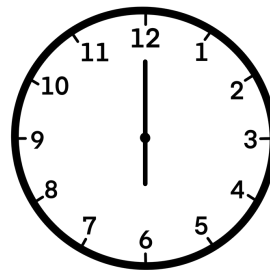





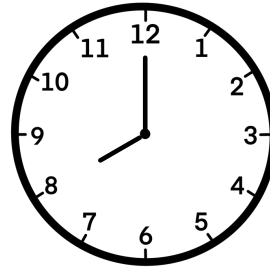




The ice cream is _____ blocks tall.

Name: _____

Telling Time


Color the heart that shows the correct time.



Name: _____

Color by Size


Color the small hearts with purple, the medium with pink, and the big with red.




Name: _____

Count and Trace


Count the objects and trace the number words.




one




six




two




seven




three




eight



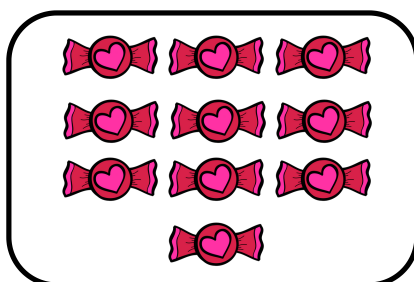
four



nine



five



ten


Name: _____

Part or Whole

Color the heart if the picture shows a part or a whole.

Part

Whole



Part

Whole



Part

Whole




Part

Whole




Part

Whole



Part


Whole



Name: _____

Money Match

Match each amount of bills with the correct amount of money.



Terms and Conditions of Use

This file is for personal, classroom, or public library use only. By using this re-source, you agree that you will not copy or reproduce the files except for your own personal, non-commercial use.

You May...

- Print as many copies as you would like to use in your own classroom, home, or public library.
- Share the link to this product with friends, family, and colleagues

You May Not...

- Claim the files as your own.
- Alter the files in any way.
- Sell or in anyway profit from the files.
- Print the files and then sell the printed copies to others.
- Store or distribute the files on any other website or another location where others are able to electronically retrieve them (for example: Amazon Inspire, Dropbox, 4Shared, Media fire, Facebook groups and forums, etc.)

Clip art created by:

