

SOLAR SYSTEM

Preschool Learning Pack



This is for your individual use and cannot be stored on any other blog or website.


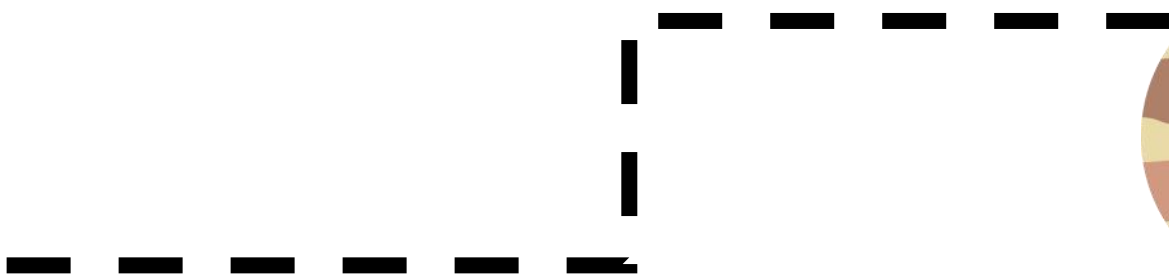
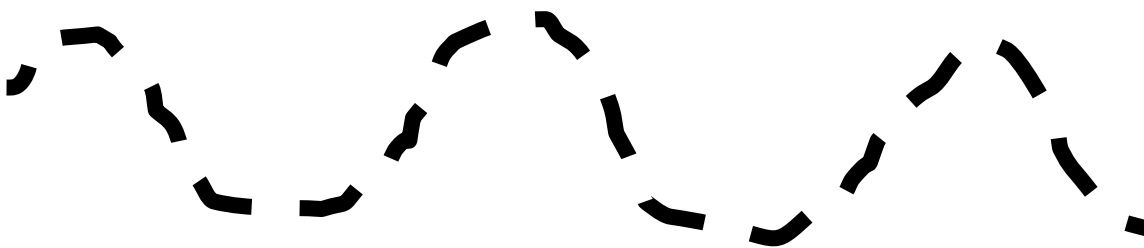


This preschool kit cannot be shared for free or for purchase.

By downloading this you agree to these terms.


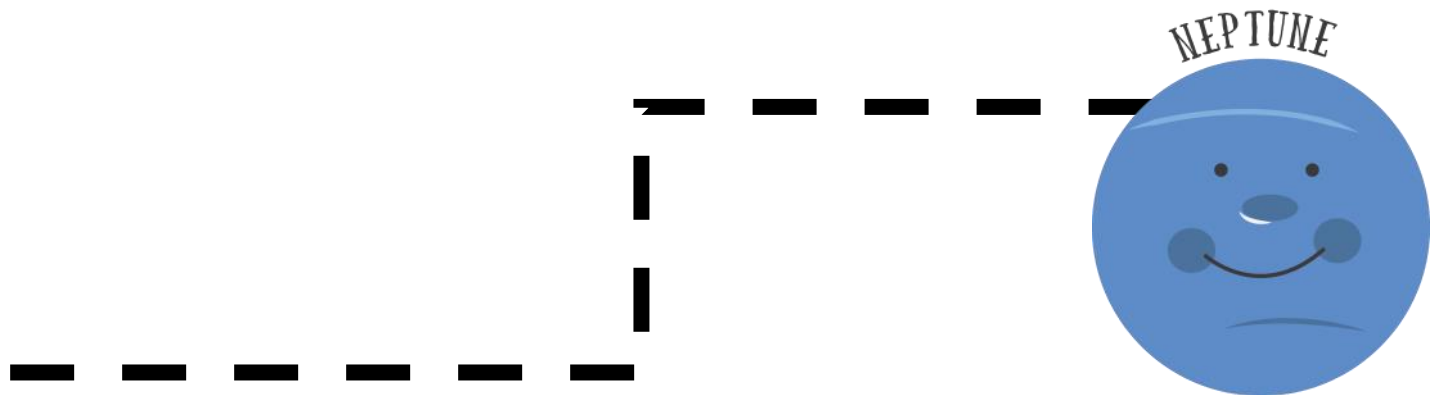
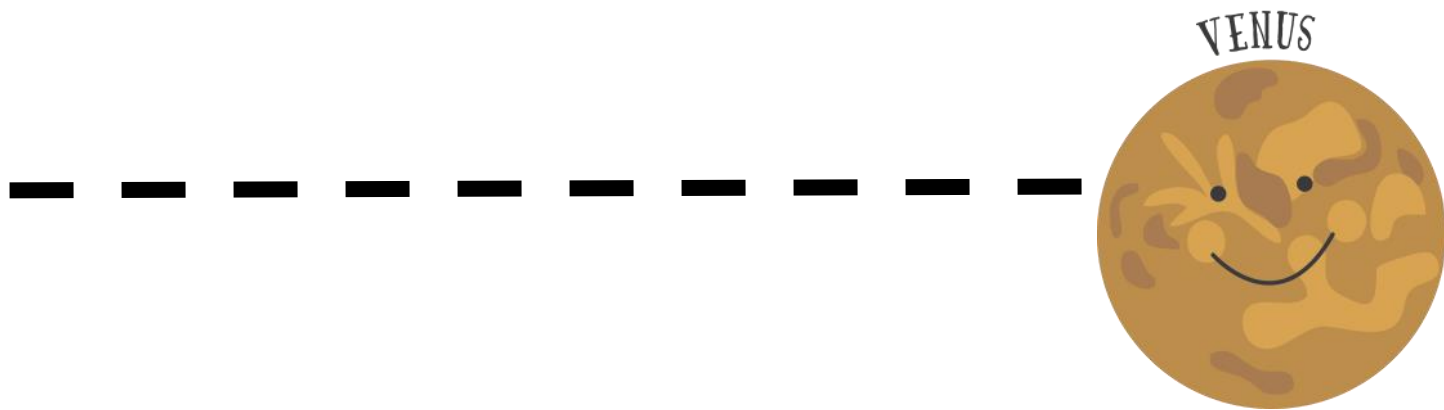
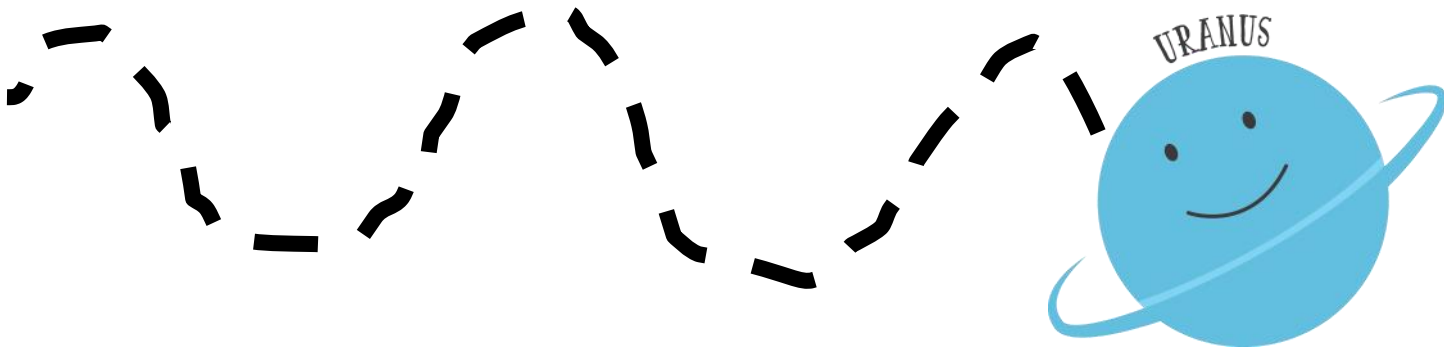
This is for your personal use in your homeschool, your classroom, or for your home after-schooling.

www.3BoysandaDog.com


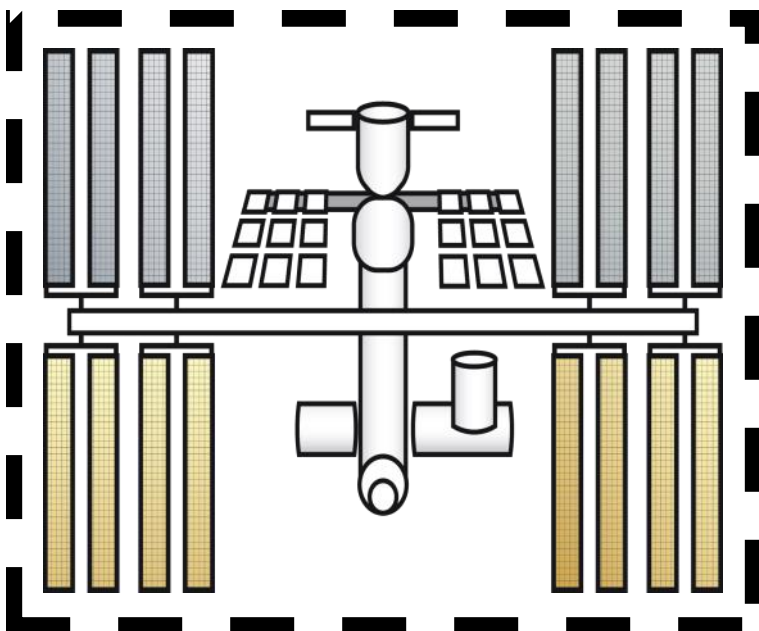

Cut to the Planets




Cut to the Planets



NASA Cutting Practice






Color By Size

Color the Space picture below according to the size chart.

Small - Yellow

Medium - Red

Large - Blue



The next three pages can be used in a variety of ways.


Planets and More (with Words):


- ⇒ Can be used for puppet play
- ⇒ Add Velcro and use on a felt board
- ⇒ Put into alphabetical order
- ⇒ Put in order from the Sun
- ⇒ More

Planets and More (without Words):

- ⇒ Match with the word cards
- ⇒ Play Memory Game
- ⇒ Name the Planet/Item
- ⇒ More

The possibilities are only limited to your imagination.























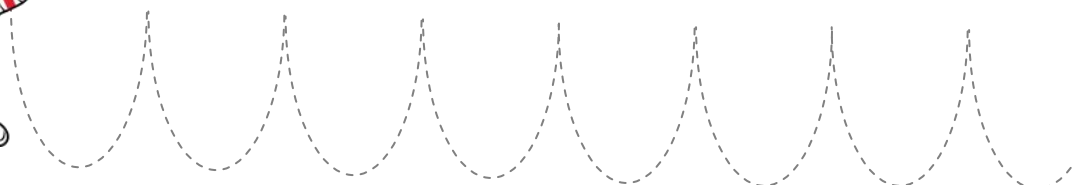

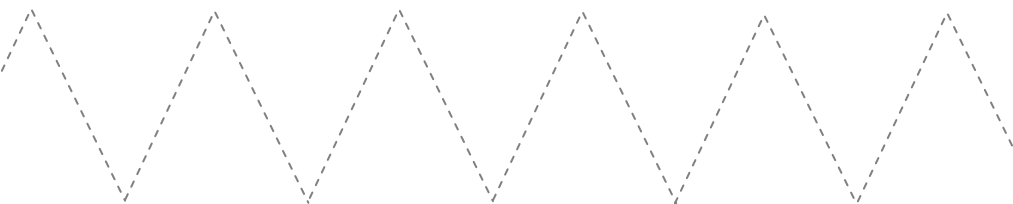



Moon	Saturn	Neptune
Mercury	Pluto	Sun
Mars	Venus	Earth
Uranus	Solar System	Comet
Jupiter	Meteor	Asteroid

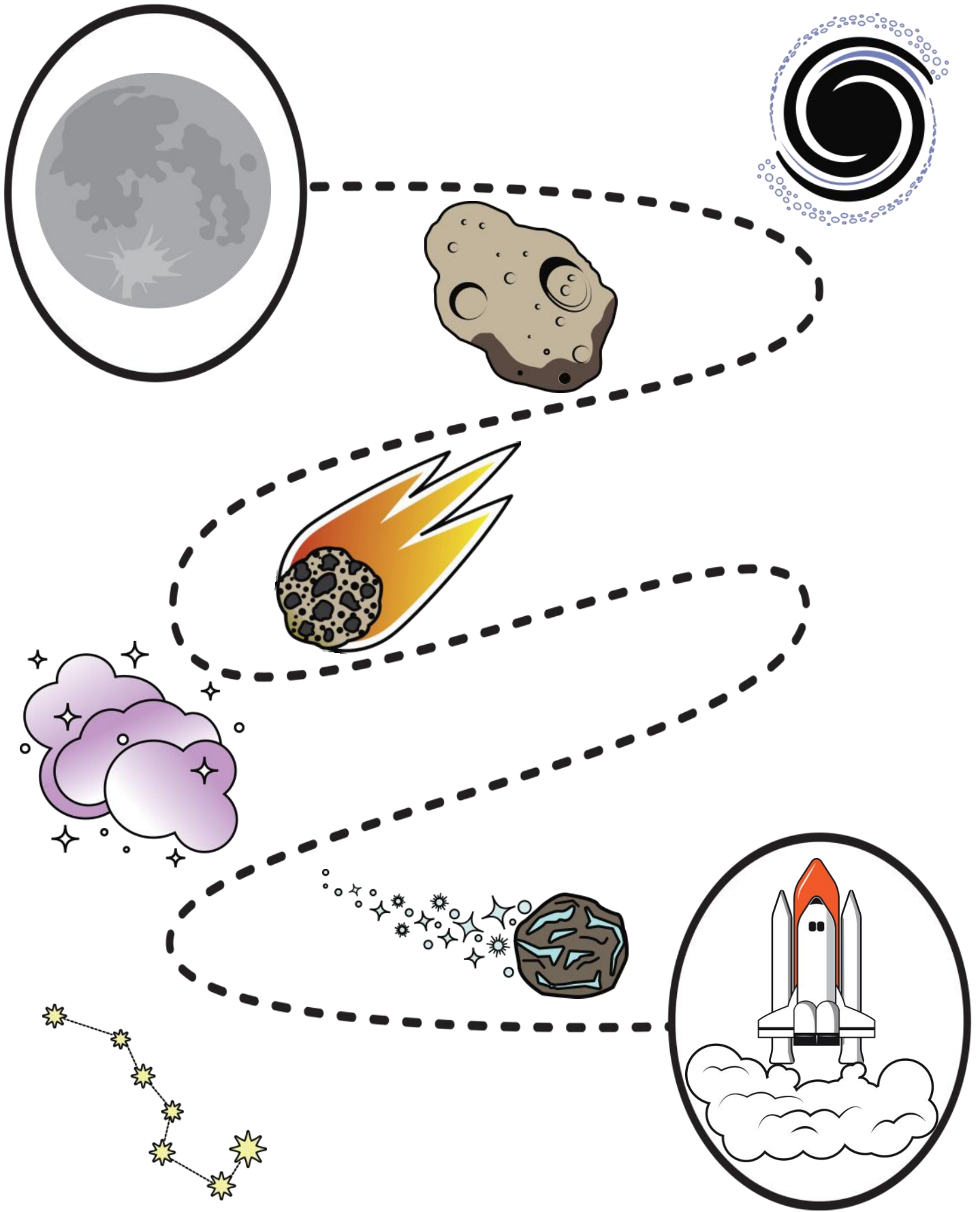
Pattern Play

Cut out the pictures at the bottom of the page and paste them into the correct empty square.



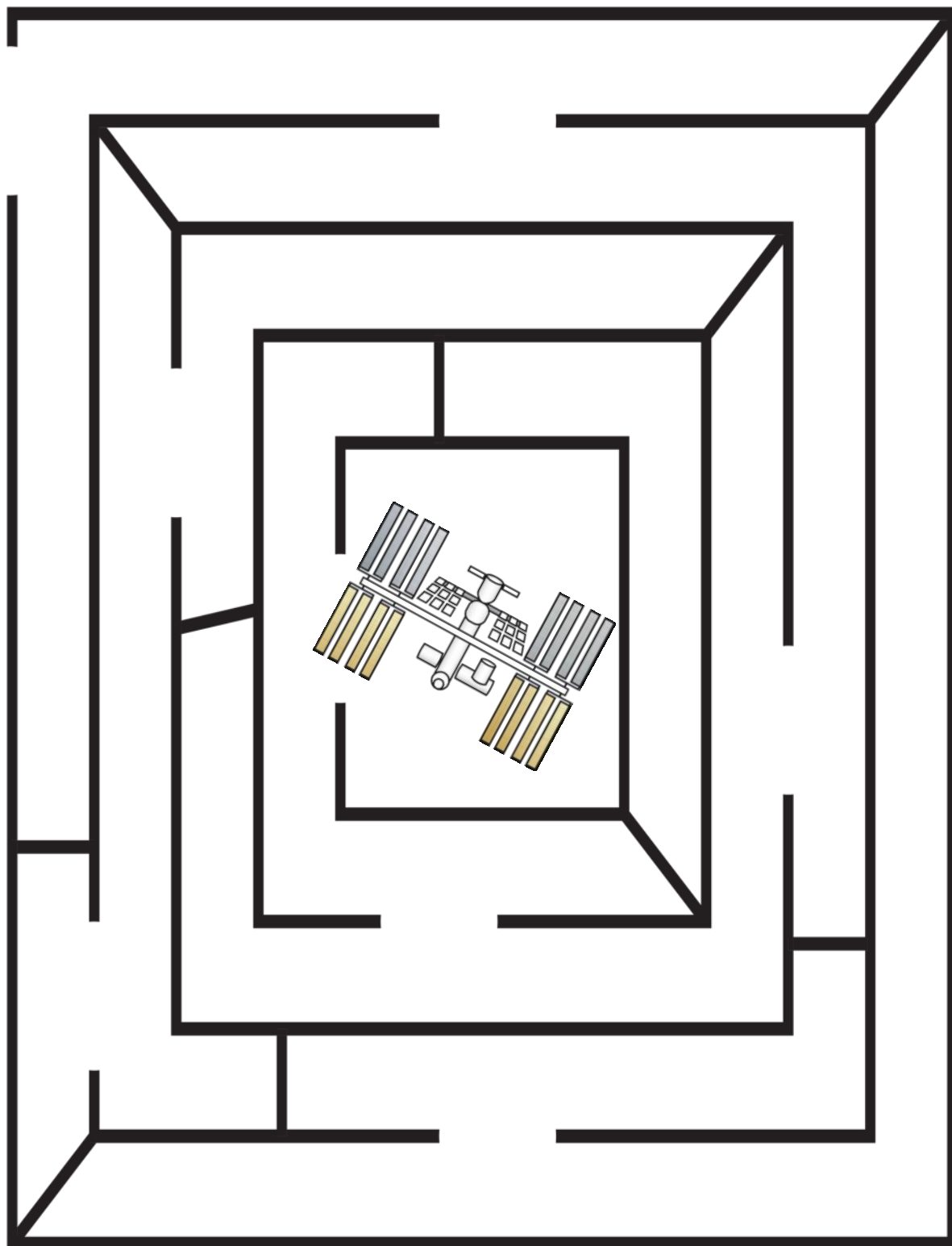

Trace the Lines to Get The Astronaut Back to The Rocket Ship





Help the Space Ship get to the Moon

Help the Astronaut get back to the International Space Station



Trace the Space Words

Our Solar System

Sun Sun Sun Sun

Moon Moon Moon

Stars Stars Stars

Astronaut Astronaut





Planets Planets

Rocket Ship



Comet Comet

Telescope Telescope

X-Out the Astronaut that is different.



How Many Planets?



3


5

2

1

4

6



7




5

2

6

4

3



1

6


7

3

4

2


Count the Stars



7

5


2



6

4


2



9

4

3



























4













1

8


1 Less and 1 More

These are harder. Can you do it?


One



1



Two





2





Three

3



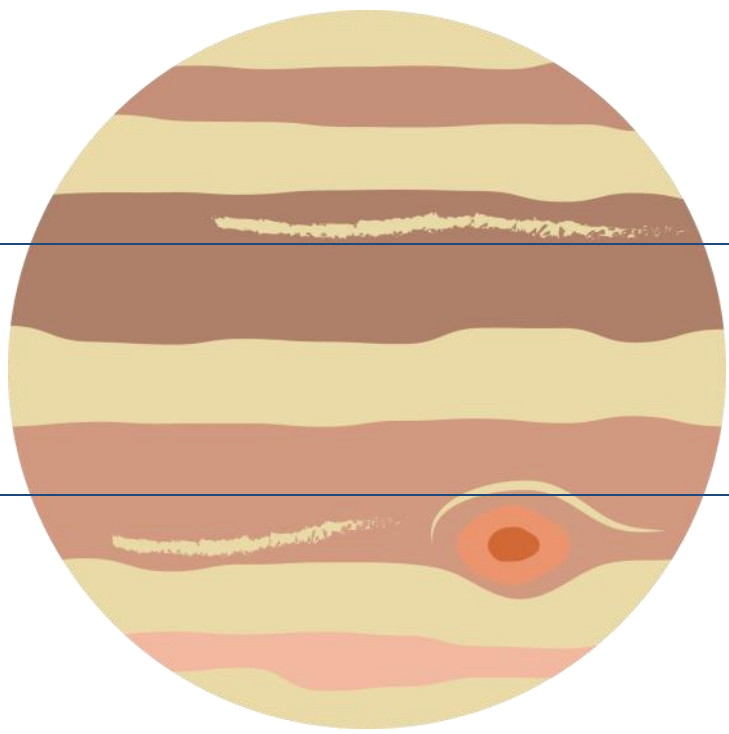
Four

4




Five

5



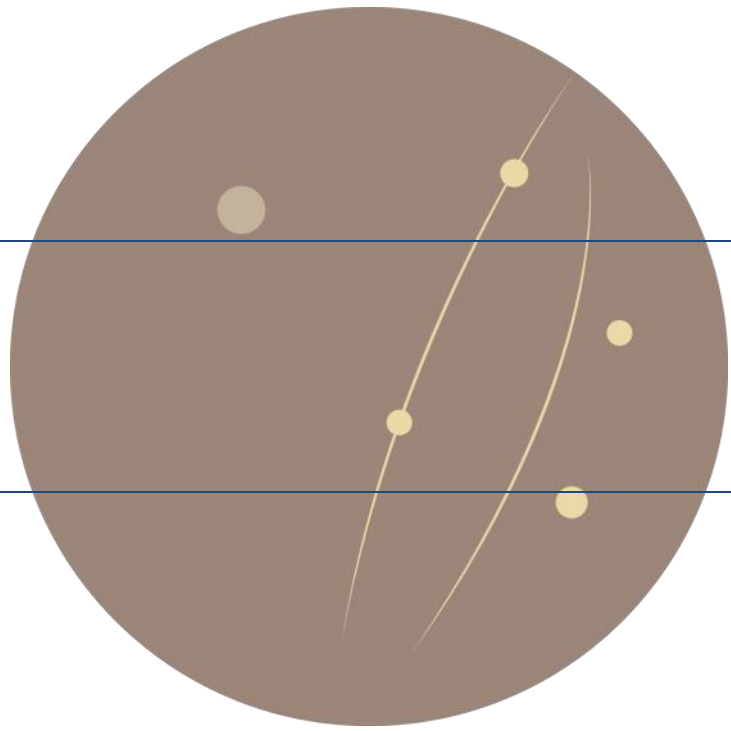
Six

6





Seven

7




Eight

8




Nine

9




Ten

10




Eleven

11



Twelve

12



Stars Counting

Color the correct number of stars in each row

1



5



2



6



4



3



7



Find the Letter: S is for Solar System

S Z z 5 s

5 s S z Z

S Z 5 s z

Z z s S 5

s 5 Z z S


z Z S s 5

S s 5 z Z

s Z S z

S s 5

Z z S



Missing Letters

Write the alphabet. Trace the letters and fill in the missing ones below.

A

C

E

H

J

K

M

O

P


R

S


U

X

Y




Beginning Sounds



E

B


A



M

S

E



R

C

W



N

K

M

Beginning Sounds



E

B


A



M

S

E



R

C

W



O

A

E

Trace the words. Then, write the words.

The Big Dipper

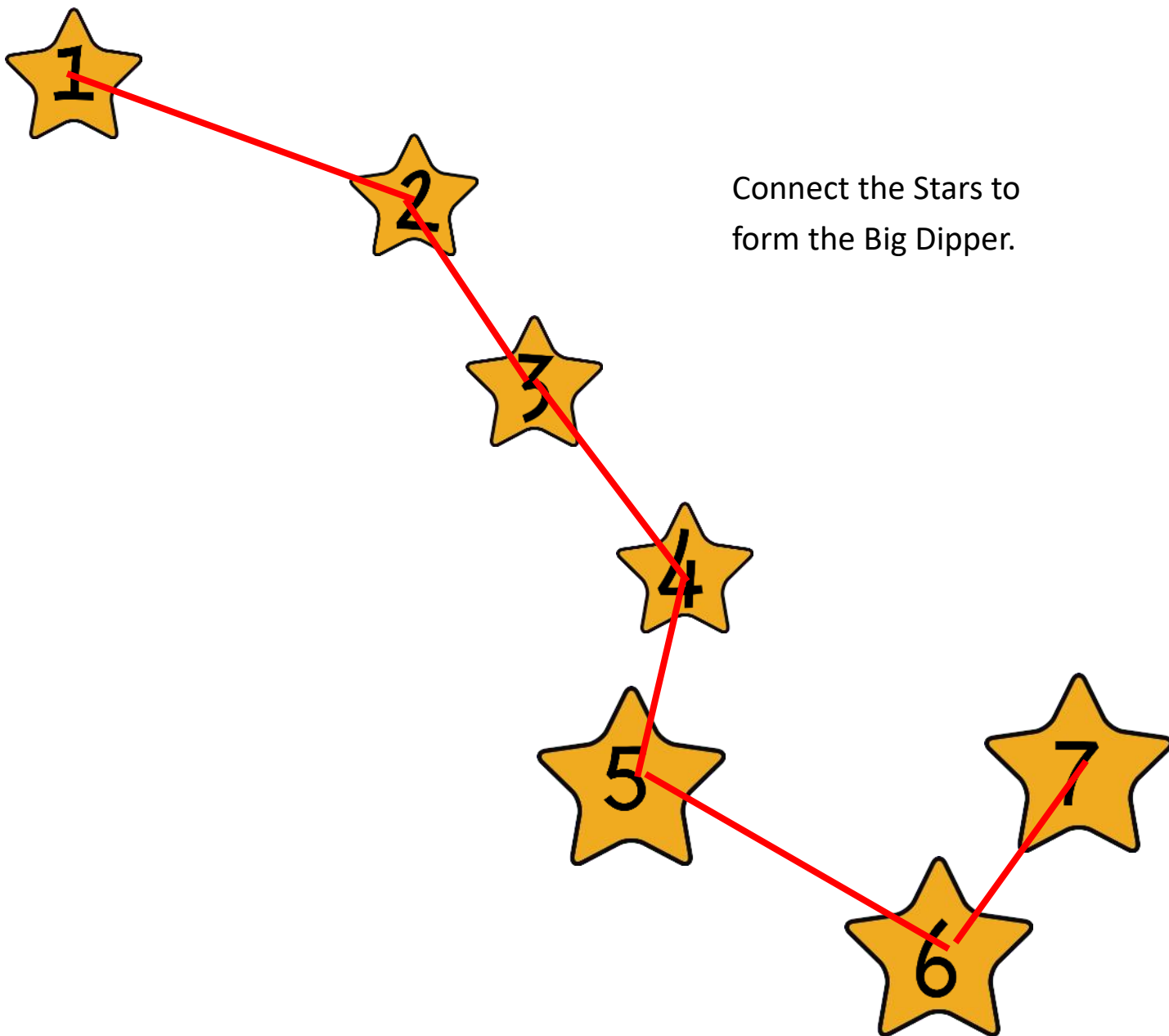





Connect the Stars to form the Big Dipper.




Trace the words. Then, write the words.




Teacher's Key




The Big Dipper


































Alphabetical Order Maze

A maze grid consisting of 8 rows and 4 columns of rounded rectangular boxes. Each box contains a letter. The letters are arranged in alphabetical order from top-left to bottom-right: Row 1: A, B, I, J; Row 2: D, C, H, K; Row 3: E, F, G, L; Row 4: R, S, N, M; Row 5: S, Q, P, O; Row 6: T, U, V, Y; Row 7: V, W, X, Z. The word 'START' is in the top-left corner of the 'A' box, and 'END' is in the bottom-right corner of the 'Z' box. The maze is formed by a grid of lines connecting the boxes, with some lines being thicker than others to indicate the correct path.


Alphabetical Order Maze—Teacher Key

A 4x7 grid maze where each cell contains a letter. The letters are arranged in a non-sequential order. A red path starts at 'A' (top-left) and ends at 'Z' (bottom-right), following the alphabetical sequence. The path is: A → B → C → D → E → F → G → H → I → J → K → L → M → N → O → P → Q → R → S → T → U → V → W → X → Y → Z.

START	A	B	I	J
D	C	H	K	
E	F	G	L	
R	S	N	M	
S	Q	P	O	
T	U	V	Y	
V	W	X	Z	END

MY BOOK OF SPACE

Name: _____



Name: _____




Name: _____



Name: _____




Name: _____



Name: _____




Name: _____



Name: _____



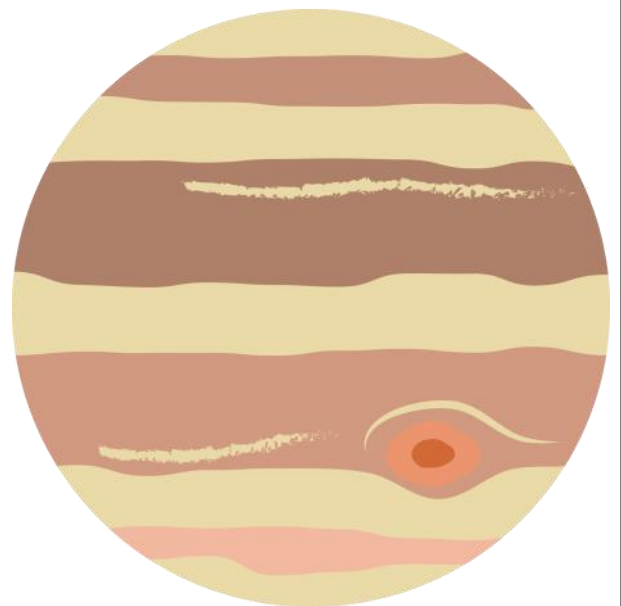
Name: _____




Name: _____



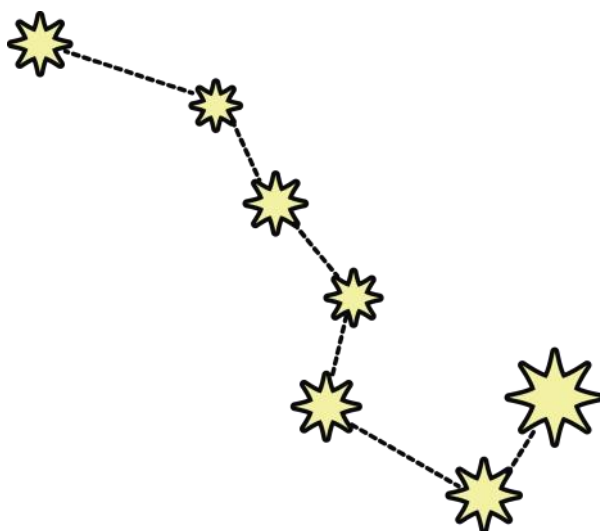
Name: _____



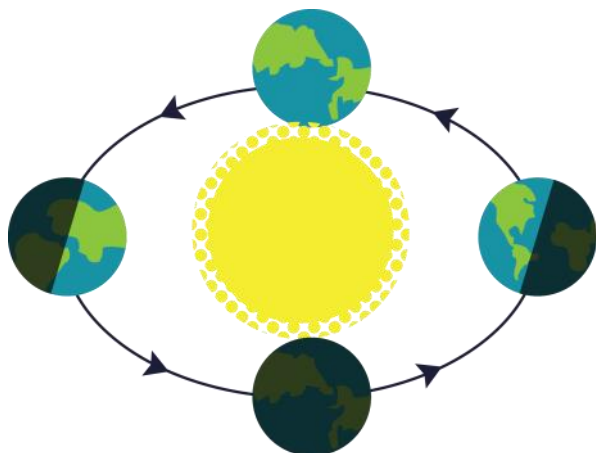
Name: _____




Name: _____




Name: _____




Name: _____




Name: _____



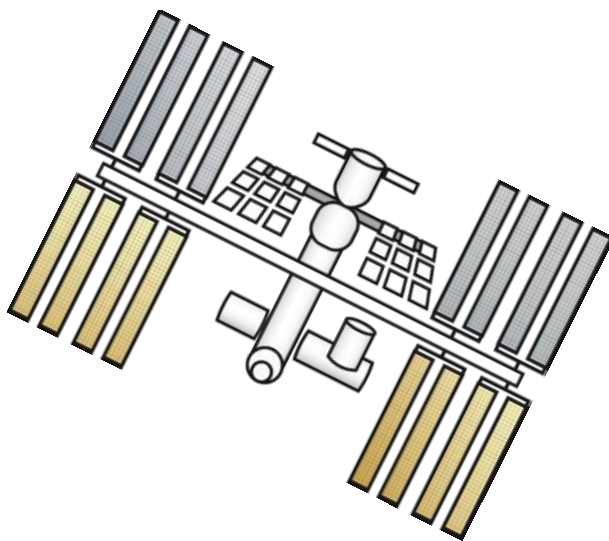
Name: _____



Name: _____



Name: _____



Name: _____